

## Technical Data BA60IS

| Performances      | rps | 60            | 60           | 60           | 90            | 120            |
|-------------------|-----|---------------|--------------|--------------|---------------|----------------|
|                   |     | <b>A10W35</b> | <b>A7W35</b> | <b>A2W35</b> | <b>A-7W35</b> | <b>A-15W35</b> |
| Heating Capacity  | kW  | 23.6          | 22.3         | 15.7         | 18.0          | 20.6           |
| Cooling Capacity  | kW  | 19.3          | 18.0         | 11.6         | 11.8          | 12.4           |
| Power In          | kW  | 4.6           | 4.6          | 4.4          | 6.7           | 9.0            |
| COP               | -   | 5.12          | 4.84         | 3.60         | 2.68          | 2.30           |
| Operating Current | A   | 10.3          | 10.3         | 9.9          | 13.7          | 17.3           |

### Compressor

|                   |               |     |
|-------------------|---------------|-----|
| Type              | BLDC Inverter |     |
| Speed             | 15-150        | rps |
| Charge FVC68D oil | 1.4           | l   |
| LRC***            | -             | A   |
| Max. Op. Current  | 35            | A   |

### Evaporator

|                    |          |                   |
|--------------------|----------|-------------------|
| Type               | Coil     |                   |
| Material           | Al/Cu    |                   |
| Heat Transfer Area | 84       | m <sup>2</sup>    |
| Fin Spacing        | 2.1      | mm                |
| Max Overpressure   | 4.2      | Mpa               |
| Air Flow           | max. 8   | m <sup>3</sup> /h |
| Fan Motor          | max. 0,4 | kW                |
| Fan Diameter       | 630      | mm                |
| Speed              | max. 780 | 1/min             |
| Lwa Ind./Outd.     | 53/58**  | dB"A"             |
| Defrost            | reversal |                   |

### Condenser

|                   |         |      |
|-------------------|---------|------|
| Type              | PHE     |      |
| Material          | AISI316 |      |
| Water Flow        | 1.13    | kg/s |
| Minimum flow      | 0.24    | kg/s |
| Temp. Difference  | 5       | K    |
| Water volume      | 10.9    | l    |
| Max. Water Overp. | 250     | kPa  |
| Max. Ref. Overp.  | 4.2     | MPa  |
| Pump Ext. Head    | 5.0     | m    |
| Pump Motor        | 310     | W    |

### Refrigerant Circuit

|             |       |    |
|-------------|-------|----|
| Refrigerant | R410a |    |
| Charge      | 6.9   | kg |

### Aux. Heater

|                  |   |    |
|------------------|---|----|
| Heating Capacity | - | kW |
|------------------|---|----|

### Controls

|                   |      |  |
|-------------------|------|--|
| Controller        | pCO5 |  |
| EEV               | Yes  |  |
| Water Probe       | Yes  |  |
| SHW Probe         | Yes  |  |
| Outdoor Probe     | Yes  |  |
| Dynamic Set Point | Yes  |  |
| Refrigerant Probe | 2xPT |  |

### Power Supply

|              |       |    |
|--------------|-------|----|
| Voltage      | 3x400 | V  |
| Frequency    | 50    | Hz |
| Max. Current | 32    | A  |

### Connections and Dimensions

|                    |            |     |
|--------------------|------------|-----|
| Heating            | 5/4        | "OD |
| Liquid/Vapour Line | 12 / 28    | mm  |
| He x Wi x De Ind.  | 120x53x72  | cm  |
| He x Wi x De Out.  | 165x101x82 | cm  |
| Weight Ind./Out.   | 185/120    | kg  |

### Limits

|                    |         |     |
|--------------------|---------|-----|
| Water Overpressure | 0.25    | MPa |
| Ref. Overpressure  | 4.2     | MPa |
| Air Min/Max        | -15/+35 | °C  |
| Water Min/Max      | 20/64   | °C  |

\*A2W35, acc. to EN14511, condenser dT=5K

"A2" Air Inlet +2°C

"W35" Water Outlet 35°C

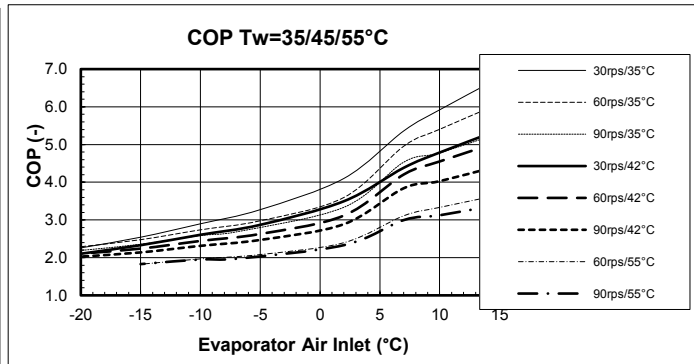
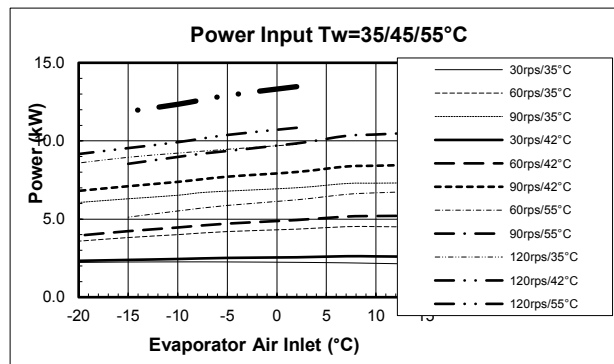
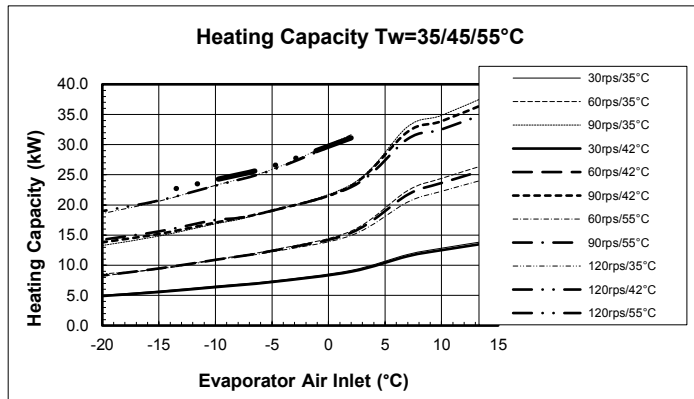
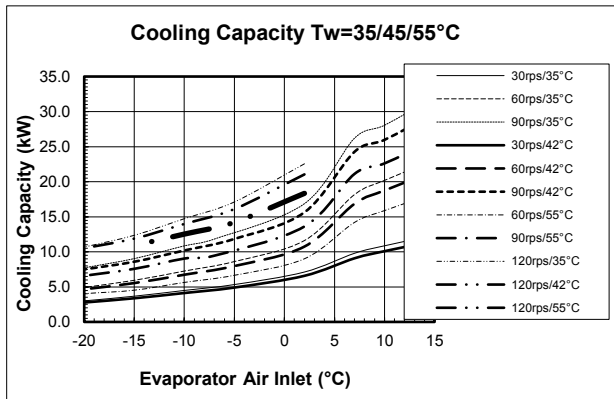
Defrost energy considered.

Performance Tolerance ±5%

\*\* A7W55, part load 30rps

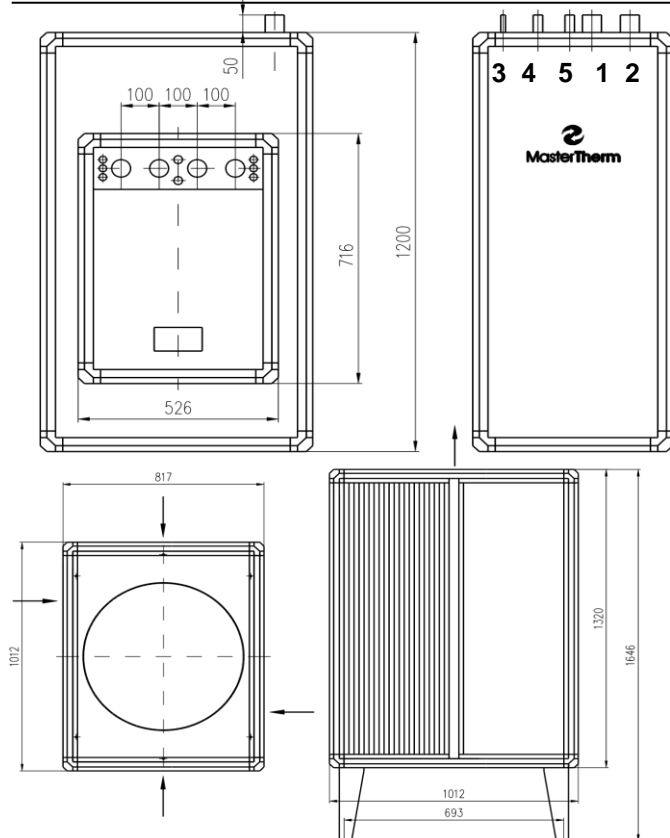
## Technical Data BA60IS

### Performance \*



\* Performance Tolerance  $\pm 10\%$ , defrost energy included

### Dimensions, Connections



1. heating out 5/4" OD
2. heating in 5/4" OD
3. liquid line 12mm
4. vapour line 28mm
5. desuperheater 2x15mm (optional)

